

PEAK 2.0

(785) 532-2776 OR ksucoa@gmail.com
<http://www.hhs.k-state.edu/aging/outreach/peak20/>

IS THE EFFORT WORTH IT?

HEALTH OUTCOMES

- **Major Depressive Symptoms** declined by **49%** from Stage 0 (non-participants) to Stage 3 (comprehensive pcc adoption).
- **Low-Risk Residents with Pressure Ulcers** declined from Stage 0 to Stage 2 & 3.
- **Residents with Indwelling Catheters** declined significantly from Stage 0 to Stage 2 & 3.
- **Residents reporting moderate to severe pain** decreased between Stage 0 and Stage 2, but there were no reporting differences between Stage 0 & Stage 1 or Stage 0 & Stage 3.
- **Falls with Major Injury** increased from Stage 0 to Stage 1 and 2, but by Stage 3, there were not significant differences. This could be a result of the increased autonomy of residents.

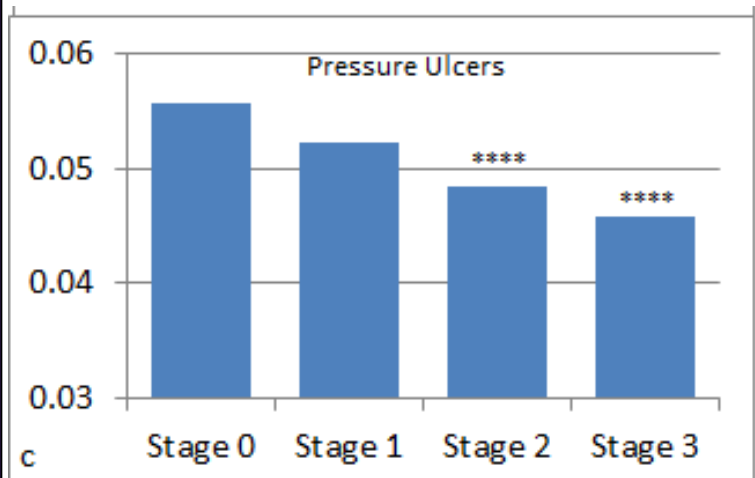
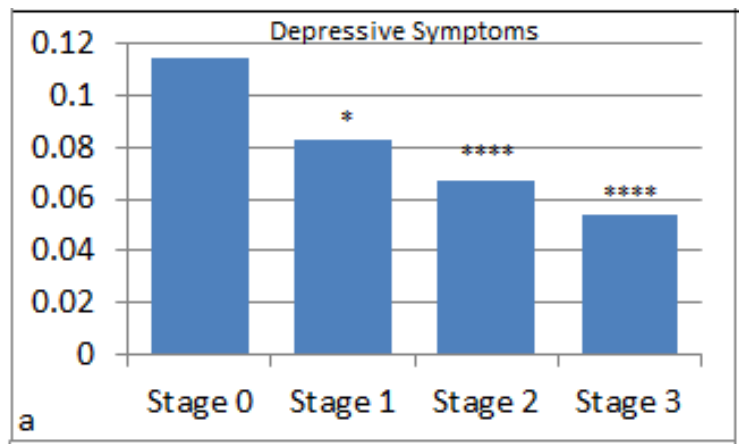
MONETARY BENEFITS:

A home with 60 beds and 75% Medicaid occupancy could earn:

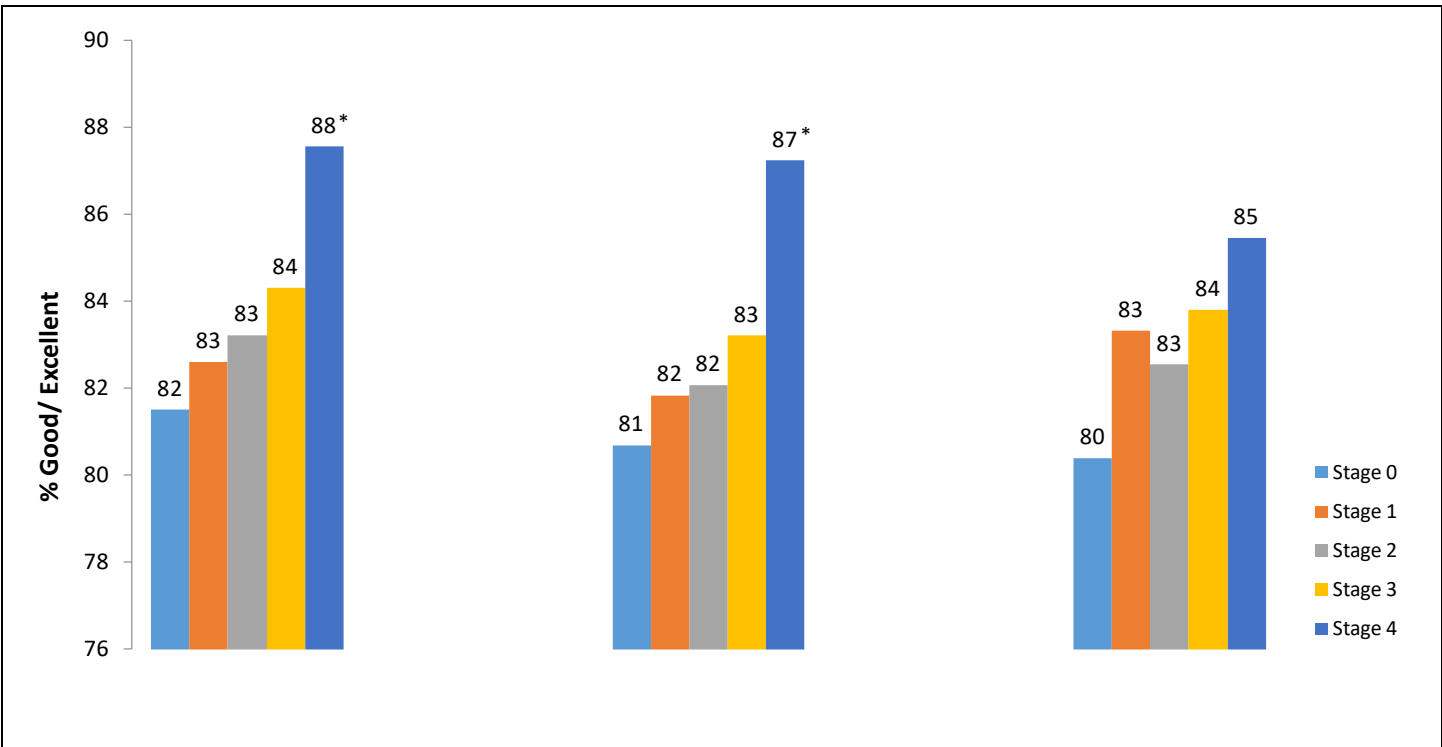
Level 0-1: \$22.50 per day & **\$8,212.50** per year

Level 2: \$67.50 per day & **\$24,637.50** per year

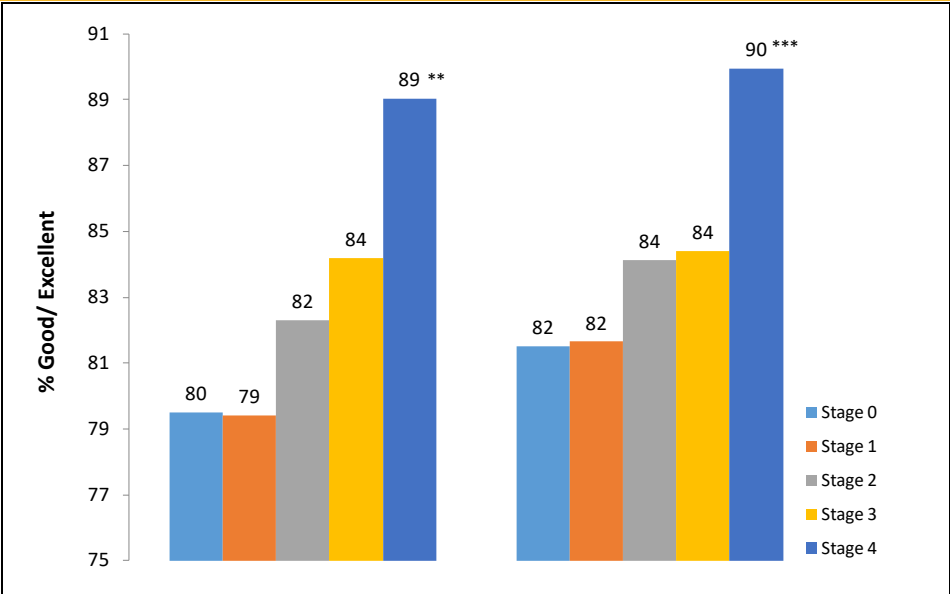
Level 3-5: up to \$135 per day & **\$49,275** per year



RESIDENT SATISFACTION INCREASES



Resident satisfaction information came from the MyInnerView surveys done in 81% of Kansas NHs. The key findings are that satisfaction does not significantly increase until Stage 4 or comprehensive PCC adoption. This may indicate that comprehensive adoption has the most benefit for elders in nursing homes.



This research was a collaborative project between the KSU Center on Aging and Leading Age National. Leading Age, performed the data analysis.

Poey, J., Hermer, L., Cornelison, L., Kaup, M., Drake, P., Stone, R., & Doll, G. (in press). Does person-centered care improve residents' satisfaction with nursing home quality? *JAMDA*.